



Greetings from Salt Spring Island

Summer finally arrived here in British Columbia some time after mid-July. We are now enjoying warm sunshine, sleeping on the deck, eating outside and sailing in the Gulf Islands. We are even encouraged that we may get vine ripened tomatoes and squash.

This time of year also means regional conferences and catching up with our old friends and meeting new ones. We so enjoy seeing all of you and sometimes we get to see your work, which is very exciting.

The Treenies (Karen, Sue, Trish, Teri and Susanna) try to have a studio day together one day a month. Either we work on our own projects or play with some of our products to come up with some creative ways of using them. We have put up a new section on our web site under *What's New – Treenway Artwork*. Check it out, we have a lot of fun.

Working with a group of creative people is inspiring. We keep each other's creativity kindled. Either alone in your studio or with a group of kindred spirits, we wish creative juice for all of you. See what we have new and on special to help turn those juices into beautiful projects.

Silkster's Gallery

We have a new gallery of some wonderfully creative work on our web site. Please take the time to have a look: www.treenwaysilks.com and visit the Silkster's Gallery under *Galleries*. Congratulations and thank you all for sharing your creativity.

Lynn Caldwell of Batavia, IL, has fused silk onto straw hats for summer fun.

Suzanne Carmichael from Deer Isle, ME, uses silk fusion to create ethereal vessels.

Barbara Cohen from Vancouver, BC, used silk cocoons to make delightfully sophisticated rings.

Rochella Cooper of Houston, TX, has fused silk onto glass pieces in her beautiful jewelry.

Margaret Humphries and **Lynn Smetko** from

Dallas and Fort Worth, TX, used 20/2 silk for their line of brilliant scarves.

Irene Lieban of Salt Spring Island, BC, has been making stunning silk ponchos.

Andrea Jurgrau of Dobbs Ferry, NY, has spun Treetops and Salt Spring Island Series dyed tussah fibre on a drop spindle for stitching thread.

Stephanie Kerfoot from Sidney, BC found a beautiful sweater pattern from the 1950's and knit a lovely sweater using silk noil.

Nancy Newman of Leaskdale, ON, wove a unique poncho/shawl using 20/2 silk.

Diane Wolf and **Bonney Whittington** from Sun City, AZ, wove a tapestry, *In the Garden of My Dreams*. Diane wanted Bonney's piece to get finished, so that is what she did for Bonney after her death.



Newsletter on our Web Site

The newsletter is posted on our web site for you to view. We send everyone who requests the electronic version a short e-mail message when the new newsletter is posted. Just double-click on the link in the message and you are there.

We urge you to give us your e-mail address, if you have one, so you can help save trees and postage. View the newsletter on our website and you will see everything in colour and 2-3 weeks earlier than the newsletter by mail! Contact us at silk@treenwaysilks.com to make the change. Please include your full name and address.

If you have not placed an order in the last year and receive the newsletter by post, we remind you the subscription fee is \$5 yearly to help with printing and postage costs.

US Customers Note our Address

We have a US address on the newsletter for bulk mail purposes **ONLY**. All your inquiries and orders should come to our Canadian address.

Secure On-Line Order Form on our Web Site

We have an order button on our web site. It has all the information about ordering along with the order form for placing your order. We are happy to receive your order on line or by phone. We are always happy to talk with our customers and hear about what you are creating.

Call for Entries

We encourage all of you to send photos of your work using Treenway silks. It is inspiring for all of us and you are rewarded with silk product from Treenway.

See our web site for details of what we require from you to participate in this exciting gallery. We so look forward to your entries.

Treenway Silks is located at 501 Musgrave Road, Salt Spring Island, BC, Canada, V8K 1V5. You can reach us toll free at 1.888.383.SILK (7455) or at 250.653.2345 or by fax at 250.653.2347 or by email at silk@treenwaysilks.com. See our website www.treenwaysilks.com.

New Products

Montano Series

Variegated Yarn and Ribbon for Stitchers and Quilters

Brilliant hand-painted variegated silk yarns and ribbon for your quilting and stitching are the results of a collaboration between international fibre artist Judith Baker Montano and Treenway Silks.



Judith is an accomplished Canadian fibre artist, teacher, lecturer and author who grew up on the historic Bar U Ranch in the beautiful foothills of Alberta. Her work keeps evolving and crazy quilting always appears in new designs, which she has turned into a contemporary art form. Judith is renowned for her landscapes, which incorporate all aspects of art and needlework techniques. Her work has taken her through the United

States, Canada, Europe, Australia and Japan.


The Montano Series is a seductive variety of colourways including combinations of rich, soft, vibrant and dusky hues reflecting flowers, water, trees and special places on the earth. Colour changes occur at 1-1/2 to 3 inch intervals which produce painterly colour sequences.



Currently, there are 47 colourways available and more colours are being developed. Visit our web site (under *New*) often to see the new colours as they arrive. Two more weights of silk thread will be coming.

Currently, there are 47 colourways available and more colours are being developed. Visit our web site (under *New*) often to see the new colours as they arrive. Two more weights of silk thread will be coming.

3.5 mm Ribbon 5 yd **\$6.95** (approx \$5.80US)
 Fine Cord Silk Thread 10 yd **\$5.30** (approx \$4.40 US)
 (similar to buttonhole twist)



Silk / Bamboo Yarn

60/4 60% Silk / 40% Bamboo

We discussed this blend when our Chinese suppliers visited us this spring. They went back, worked on it and sent us samples. The yarn just arrived as I was writing the newsletter. Just enough time to peek out a sample so we could tell you about it!



Silk/Bamboo & 30/2 Spun Silk

Woven with silk/bamboo in both the warp and weft direction, it has a crisp feel. More "papery" in feel than linen or ramie, it would make a lovely summer jacket or skirt weight fabric with a gold sheen. We combined it with our silk/cotton blend yarn for a softer feel, yet still cool for summer weather. Silk/ramie mixed with the silk/bamboo also has



a crisp feel, like linen, and is perfect for hotter climates. Our tussah silk blended with the silk/bamboo is a perfect weight for light jacket or skirt. Silk/bamboo is softened considerably when combined with 30/2 silk. It still maintains a nice summer jacket weight but with more flexibility.

It is similar in weight to most of our other blends and the 30/2 spun silk. The skeins are approximately 100g at 8,200 yd/lb. The cost is **\$19.95 / skein** (approx. \$16.60US).

Silk / Bamboo Sliver

60% Silk / 40% Bamboo

The fibre just arrived along with the yarn and we pulled out our spinning wheel immediately. It is a dream to spin with a staple length of 5-6". The silk and bamboo are carded very thoroughly for a nice blend of very soft and smooth creamy white fibre. It is a great fibre for summer wear or warmer climates.

It is available in 100g (3.5 oz) packages for **\$15.85 / package** (approx. \$13.20US).

6 Strand Bombyx Spun Silk Floss

We had this yarn produced specifically for our stitchers and it will be dyed in our Montano Series colourways in the new year. The strands pull apart very easily and have a beautiful luster. The skeins weigh approximately 100g with yardage of 3,000 yd/lb. The cost is **\$22.65 / skein** (approx. \$18.90US).

One-of-a-Kind Dyed Silk Fibre



Silk Hankies, Cocoons, Carrier Silk Rods, Natural Silk in Sericin & Carded Cocoon Strippings

We threw all of our funky fibres into dye pots and packaged them in random colours.

Each has its own character and unique style. They look like textured candies in their cellophane bags, just waiting to be devoured!

- Carded Cocoon Strippings 10-30g **\$0.45/g**
- Silk Hankies 25g **\$5.50**
- Cocoons 10 cocoons **\$2.25**
- Carrier Silk Rods 10g **\$2.50**
- Natural Silk in Sericin 25g **\$4.50**

See the newsletter on our web site for photos of these products.




continued on page 3

New Products

Continued from page 2...

Silk Spinner Hand Scrub

What a great surprise we all had as we were spinning our Salt Spring Island Series (dyed tussah silk sliver to knit samples and put them up on the web site for all to see). Our hands were dry and cracked from gardening, doing dishes and just living. Teri, who works with us, brought one of her jars of Silk Spinner hand scrub which we all used. It was the best treatment any of us had used to smooth our hands for spinning silk.



Silk Spinner contains only natural ingredients (sea salt, meadow foam oil, jojoba oil, hand made soap and fragrance). It is handmade here on Salt Spring Island by Teri whose company, Dermalove, produces a whole line of skin products.

Available in 6 oz jars for **\$12.00** (approx \$10/US).

New Treetops

Treetops has been very busy with their dyes in Australia creating exciting new colours. They have also discontinued some colours.

Tussah Harmonies

New

Chilli & Pepper; Drabble; Gypsy Rose; Mondo; Retro; and Madras

Discontinued

Eucalyptus; Fall Foliage; Peach Melange; Pink Champagne; Spinifex; Summer Melon; and Verdura.



Tussah Solids

New

Blue Gum; Jacaranda; Kalamatta; Peri Peri; Russet; and Sari Pink.

Bombyx Harmonies

New


Coastal Heath; and Tranquil

Discontinued

Ocean Twilight; and Grape Vine

You can still order the discontinued colours while supplies last. All the new colours will be on our shelves in late October.

You can see the new colours on our web site, www.treenwaysilks.com when they become available or on the Treetops web site, www.treetopscolours.com.au.



Visit from our Chinese Suppliers

A delegation of four came for a visit to Salt Spring Island last March. Our meetings in either China or here are always fun and so informative. We had meetings to talk about new products, what is happening in the silk industry and what is happening in China. We always spend time eating, laughing, catching up with family photos and sharing cultural differences. We so enjoy this personal contact because it makes our business so much more fun and our suppliers get to understand our and your needs.

We are so different from their other weaving mill customers who buy very fine threads in huge quantities to make machine woven cloth. We buy for the fibre artist and can barely make their minimum orders. We design unusual fibre blends and yarns to challenge their production. They always make an effort to visit because they thoroughly enjoy our unique style and clientele.

After our last visit to China we gave you short glimpse of what we saw in the February 2004 newsletter. We mentioned the growth, consumerism, amazing wealth and huge middle class. Well, with all the newspaper, TV, and magazine reports of China this past year, it is apparent to all that China's position in the world is changing due to its financial progress. For many years China has pegged their currency (renminbi) to the US dollar. In July, they valued the renminbi upward, making all exports more expensive. This means the goods that were so reasonable from China have become expensive.

Each time we have ordered silk in the past 9 months prices have been up. Our last order the prices really jumped. This is due to the value of the renminbi as well as supply and demand. As China moves forward, there are more people moving into urban centers and leaving the countryside. Therefore, there are fewer silk farmers. The spring crop of raw material, cocoons, has risen 30%. We are not raising our prices yet, but as we have to replenish our stock, we will have to make an increase to keep up with what is happening in China.



Silk fusion woven baskets by Susan Brown and Joan Carrigan

Specials

Limited Edition Scarves Series Treenway Treasures Project Over 20% Savings



We are offering this Limited Edition Scarf Series for a savings of \$57.20! Each Series makes four scarves using our 20/2 spun silk yarn as warp and weft. The warp is made up of two full skeins of 20/2, one River Stone #56 and the other Blueberry Haze #2. Each scarf weft is made up of 1 colour combo of 10 mini skeins (50 yard/mini skein) in 20/2 spun silk. Choose 4 colour combos to make up your kit.

We are offering this sale because we're changing our mini skeins from 50 yard lengths to a 10 yd length, which is more suitable for stitchers. We have had a lot of fun sorting the mini skeins and creating the 12 colour combos.

Since one full skein of 20/2 is only enough to weave one scarf you'll get most mileage out of two skeins as two skeins are enough to weave four scarves.

We are very excited about this project because you can weave four totally different scarves! Each scarf is stunning with seven different colours. It is usually cost prohibitive to weave with so many different colours, but with this special you save \$16.30 per scarf!

Warp

1 full skein each River Stone #56 and Blueberry Haze #2

Wind the River Stone and Blueberry Haze warp yarns together on the warping board and thread them as they come off the leash sticks for a random and interesting look.

An 8.5" wide, 9 yard long warp sett at 26 EPI (which is between a sett for tabby and twill so you can choose which weave you want to use for each of the four scarves) is enough to make four 72" long scarves including fringe.



Weft

Choose **four** colour combinations, one for each scarf, for the weft threads. Ten mini skeins will weave one scarf. Each of the 12 colour combinations used for weft has five different colours - you will receive two mini skeins of each colour.

We used all five colours, picking them up randomly and letting the threads ride along the selvedge. We did not always insert the weft in exactly the same order to produce an Ikat-like effect. We

played with cutting the mini skein and weaving with small pieces and leaving the beginning and tail ends to pop out on top of the cloth and also experimented with very narrow stripes, hazily melding from one colour to the next.

Colour Combinations

See the web newsletter (under *Info – Silk Tidings Newsletter*) for colour pictures of the tabby and twill woven scarves in all 12 colourways to help you make your decision! You can also order a sample card of all 100 of our hand-dyed colours.

Choose from these colour combinations (please order by

- combo number). Or, we can do a **one-of-a-kind combo!** Please talk to one of our staff at 1.888.383.7455, Monday - Thursday, 9am to 4pm (pacific time).** *Some Fine Cord substitutions - please ask us for details.*
1. **sold out!** Tundra #29, Bachelor's Button #7, Blueberry Haze #2, Spiced Cognac #34, Stonehenge #56
 2. **Persimmon #9513, Carousel #13, Evening Spirit #9510, Tundra #29, Cashmere Rose #44**
 3. ** Sea Lyric #11, Wild Orchid #53, Platinum #25, Cashmere Rose #44, Pistachio #41
 4. **sold out!** Cashmere Rose #44, Christmas Cactus #27, Azure #15, Persimmon #9513, Harlequin #43
 5. **sold out!** ** Spiced Cognac #34, Tundra #29, Pistachio #41, Champagne #35, Suede #9516
 6. **sold out!** ** Mystery Harbour #5, Diva #45, Gypsy Passion #958, Midnight Blue #1, Pondicherry #21
 7. **sold out!** Gypsy Passion #958, Truffle #23, Tasmanian Myrtle #39, Opera Velvet #42, Malachite #10
 8. **sold out!** Mint Julip #953, Persimmon #9513, Azure #15, Evening Spirit #9510, French Blue #955
 9. **sold out!** Christmas Cactus #27, Truffle #23, Harlequin #43, Gypsy Spirit #958, Blueberry Haze #2
 10. **sold out!** ** Cashmere Rose #44, Platinum #25, Salmonberry #32, Suede #9516, Shelly Belly #28
 11. **** Harlequin #43, Salmonberry #32, Shelly Belly #28, Pistachio #41, Christmas Cactus #27**
 12. Bachelor's Button #7, Azure #15, Malachite #10, Evening Spirit #9510, Sea Lyrics #11

Sale Price

The Limited Edition Scarf Series includes two skeins of warp yarn (River Stone and Blueberry Haze) and 40 mini skeins (four colour combinations). The sale price is **\$208.10** (approx \$173US) for a savings of \$57.20. This comes to \$52.20 (approx \$43.50US) per scarf for four completely different scarves.

You can also purchase the warp yarns by skein for **\$25.65/skein** (regular price \$34.65) and mini skeins in groups of 5 (in the above colour combinations) for **\$19.60** (regular price \$24.50).

Don't hesitate! This offer is only good while supplies last.

Fine Cord Mini Skeins

Cords, Tassels, Stitching, on and on!!

38% Savings – This is a great gift for a Fibre Friend



We are discontinuing our 30 yard Fine Cord mini skeins and our new packaging is in 10 yard amounts.

We have put together beautiful bundles of ten 30 yard Fine Cord minis. Fine Cord can be used to make quick cords for shoelaces, glasses cords, hat bands,

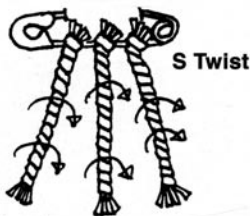
necklaces and tassels as well as for stitching and weaving. See the newsletter on our web site for more pictures of cords and tassels.

Bullion Twisted Cord

We use an electric drill to make lush colourful cords in minutes. There is a lot of take up in the length of thread being twisted. Depending on the amount of twist you apply, you will need to add up to one third as much length to the threads than your finished cord.

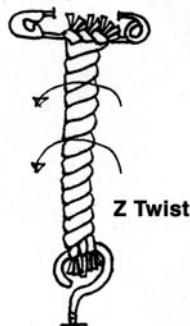
PROCEDURE

- Measure the yarns on a warping board or similar device with two stationary points
- Get as many groupings wound as required – we usually do three
- Anchor the ends of all groups of threads around a stable object



- The safety pin can be pinned to the back of a chair or couch
- Insert a cup hook into an electric drill in place of a drill bit
- Attach the looped ends of the first group of threads to the cup hook

- Hold thread taut and run the drill forward until the group wants to twist back on itself (S Twist)
- Remove the threads from the drill and keep taut. Keep the twist in by taping the end to the floor or table
- Repeat with the remaining groups of threads until all have been twisted in one direction
- Keep taut and join all the thread groups back onto the cup hook in the drill
- Twist using the reverse rotation of the drill until the twist is evenly balanced (Z Twist)
- Tie an overhand knot in each end to secure the twist or use the wrapping method shown in tassel making



PROJECTS

Colours can be a subtle mix, dramatic barber pole, thick or thin. Adding ribbon gives a great textural effect. This is the fastest and most fun way of making cords and bands.

Glasses Cord – 6 strands of yarn, cut to desired length

Shoelaces – 12 strands of yarn 84” long for two laces. It would be best to measure the length of laces required for each pair of shoes.

Hat Band – 13 strands of each colour for a total of 39 threads.



Pendant Cord – 6 strands

Bracelet with Beads – We threaded the beads onto the yarn (2 per strand), set them into position before twisting, then twisted them right into place.

We bound the ends of the glasses cord, shoe laces and hat band with the wrapping method used to secure the neck of the tassel below. We brushed a little clear nail polish on the shoe lace ends to make it stiffer.



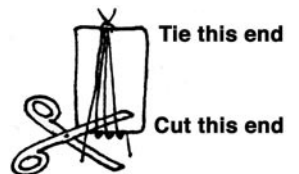
Tassels



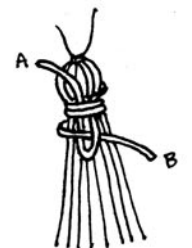
Tassels are playful and provocative the way they swing and sway, flirt and dance. They add a sense of festivity to any celebration, elegance to clothing and furniture and a feeling of fun to hats, musical instruments and animals.

PROCEDURE

- Wind yarn around the right size of firm cardboard to get the length of tassel you desire. The more yarn wound makes a fuller more luxurious tassel.
- Cut another piece of yarn or twisted cord to tie the threads together at one end of the cardboard. Cut threads at the other end. Form the neck by wrapping.



- Lay a loop of strong, smooth yarn on the tassel. The looped end hangs down beyond the neck area to be wrapped
- Wrap over the two strands that form the loop as many times you want for neck thickness. Wrap from the top of the tassel downward to the loop
- Insert working end B through loop
- Pull up on other end A, to secure loop under the neck
- Cut off ends



This is the basic tassel, which can be embellished with numerous necks, beads and over skirts with small tassels, cocoon heads and much more.

Sale

Available in groups of 10 mini skeins of luscious colours for **\$36.00** (approx \$30US). This is a 38% savings. Colourways are a **grab bag**. Don't hesitate! Order while supplies last.

continued on page 6

Additional Specials

Silk Poster – The Magic of Metamorphosis

This artful and educational poster was designed and written by Treenway Silks with the help of the Donald Gunn's exquisite drawings and suggestions.

Words and beautiful drawings describe the life cycle of the silkworm from egg to cocoon, to moth, to silkworm again within a circle. The area outside the circle explains and depicts how the silken strand is released from the cocoon and made into yarn and cloth.



The back of this 18" x 18" poster is filled with further fascinating silk information. It is a perfect gift for your studio wall, that of another fibre fanatic or teacher. As a teaching tool it spans science, culture, and history. You can view it on our website (www.treenway-silks.com/educational.html). A couple of interesting quotes from the poster:

A silkworm increases its body weight 10,000 times during its life of 28-30 days. If a human baby grew that fast, in two months it would weight as much as an adult elephant.

The silkworm turns 200,000 times in three days to spin a protective covering called a cocoon. It makes a strand of silk as long as 12 football fields.

We had special handmade boxes produced at a cottage industry in Laos for the posters. The package also includes cocoons to share with your favorite young friends.

The price is discounted 40% from \$13.95 to **\$8.50** (approx \$7US).


NOTE

1. Prices do not include shipping.
2. Specials end Dec 31st, 2005.
3. Regular 10% Discount: If silk specials are ordered in bulk, totalling over \$150.00 CDN, our normal discount for orders over \$150.00 CDN does not apply.

Holiday Cheer Fusion Kit

35% discount

Many guilds and groups of friends have a holiday ornament exchange each year. Fusion ornaments are very unique and fast to make.



Take advantage of this great offer to make your ornaments really special!

Spanish Red, Evergreen, Liquid Amber dyed silk rovings and Natural White are included in this kit along with a rubber stamp of an the image of a free style holiday tree.

The kit includes 10 cut-out patterns: a 3 dimensional snow flake, wreath, peace dove, stuffed round or-



ament, holly, cut out PEACE letters to layer onto fusion background, star of David, layered poinsettia, group of three candles and the rubber stamped holiday tree. Line drawings of each decoration suggest how a few beads, ribbons and stitches can add sparkle and detail.



See the newsletter on our web site for pictures of each ornament.

The kit comes complete with screen, brush, medium, instructions, 4 colours of silk fibre and a rubber stamp. It is all there, ready for you to start playing.

Sale price is **\$39.00** (approx \$32.50US)



marked down from the regular price of \$60 . Don't delay, available while supplies last.



The Asian Journal

Vietnam

History

Vietnam's diversity stems from its complex history dating back more than 4,000 years. The Chinese occupied the north of the country for over a millennium, 200BC – 938AD leaving a strong cultural influence evident in the pagodas, local cuisine and practice of Confucianism and Taoism. The Champa civilization blossomed



in the central region in the 2nd century and retained some power there until the 15th century leaving many ancient Hindu temples like Angkor Wat. Vietnam

was an important port on the sea route between China and India at this time, bringing Buddhism to the region. The era of independent Vietnamese Dynasties from the 11th to the 19th century represents a cultural renaissance. The last dynasty was considered the Golden period as a unified state with Hue as the central capital. Pastel yellow architecture is a prominent feature left behind by the French colonial period of Indo-China from 1848-1975.

Geography

Vietnam is a long thin slice of land with larger patches at each end. It has been likened to a bamboo pole with rice carrying baskets at either end. The Red River Delta shapes the northern "basket", the Mekong Delta shapes the south. 3,200 km of coastline on the east stretches from the Gulf of Tonkin in the north to the South China Sea. Beaches and lagoons along the coast vary from coconut groves to sand dunes and stunning limestone islets jutting out of the sea. The Annamite mountains stretch nearly the length of the western border with Laos and Cambodia.



Map from Lonely Planet's Vietnam: From Ho Chi Minh to the Honda Dream, 6th Edition, April 2001.

Population

The geography and history of Vietnam have been determined by many things, most notably, the

distribution of the diverse population of 78 million.

The ethnic Vietnamese people are a fusion of Indonesian, Tai and Chinese dating to 200 BC. They live in the lowlands cultivating rice and comprise approximately 87% of the population. The majority of the large Chinese population live in and around Ho Chi Minh City (Saigon).

The remainder of the population is comprised of 54 distinct "hill tribes" living in the central highlands and mountains of the northwest. This group of people is separated from the majority of the Vietnamese by language, custom and religion. They are Vietnamese because they live in Vietnam; however, they are more akin to their tribesman in Laos, southern China, Cambodia, Thailand and Burma. It is this mosaic of culturally rich and unique people we want to visit because they continue to make their "costumes" in traditional ways.

Setting the Journey

All of our research trips start with a lot of communication about who we are, what we do and what we would like to see. Of course it is, "No problem, final arrangements will be made upon arrival." After our first night's sleep, we share a cup of tea or coffee with our guide, pull out the map and begin to get the true picture of our journey: permits required, road construction, rainy weather causing mud, etc. With these obstacles, we could only manage to reach two areas. First was to visit silk villages in the lush Mai Chau valley. After a short night in Hanoi to change from light clothes needed in tropical heat to wool and down, we embarked for the mountains by train in search of hemp for the second adventure of our sojourn.

The next newsletter will continue with our journey to Mai Chau.



The Pulse of Treenway

We are a busy little operation with many people doing a variety of things to enable us to offer the best products in a friendly, caring and efficient manner. In this issue we would like to introduce you to one of our very talented dyers.

Lynda Slater (Bean)

Bean has been dyeing for Treenway since 1991. Bean's previous work was as a lab technician with weaving filling her spare moments. This made her a perfect candidate for doing the precision dyeing required to reproduce the 100 different colours in our palette. Bean is the creator of some of those luscious colours. She and her husband Norm built a dye studio onto their garage to house the

stoves, drying racks, pots and all that goes with this busy job. We are extremely appreciative of Bean's precise methods and artistic eye. We know how fickle dyeing can be. A dyer must be tenacious and exact as well as intoxicated by colour.

Bean enjoys working from home. Anna, her daughter, is returning to college to study Environmental Technology and her son, Bryan, is about to start his last year of high school and is very involved with sports. Norman, her husband, is First Engineer on tugboats that haul logs up and down the coast. Bean enjoys gardening and playing bridge on-line. In fact, she has traveled to Europe twice to visit her bridge pals.

Handwoven Scarves and Shawls from Laos



We continue to supply beautiful handwoven items from the Nanthavongduangsy family in Laos.

This is a cottage industry that trains women from villages all over the country in traditional designs, dyes and structures. They return to their homes weaving as a supplementary income to farming and raising their families. Phaeng Mai Gallery supplies the silk for the weavers and buys back their handwoven items and finds markets all over the world for these exquisite works.

This is a conscientious way of supporting cottage industry promoting a traditional lifestyle which is vital to the economy, heritage and mental health of poorer countries.

Usually there are no two pieces alike. We have a variety of colours (most natural dyed, some synthetic dyed), patterns, sizes and prices. Each item is beautifully woven and makes heart-felt gifts that helps fellow weavers in a much poorer part of the world.



See them on our web site under *Galleries – Phaeng Mai*.



The Gang at Treenway

Back row (from left):
Karen, Teri, Susanna and
Terry (with Willow)
Front row:
Sue (left) and Trish

Remember

All prices are in Canadian funds. Divide by 1.15 to arrive at the approximate price in US dollars.

Karen Selk
Newsletter Editor

Susanna Kong
Lay-out